

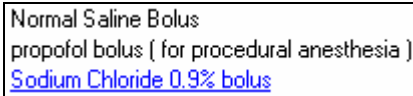
The IV Bolus Order will be changing effective **April 1, 2009**.

1. Two Ways to Search:

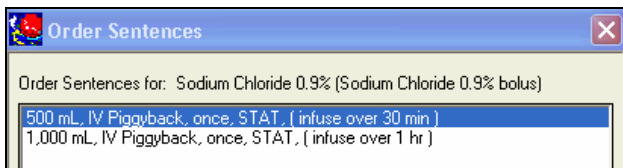
- The **IV solution name**. Select the order name with *bolus* at the end.



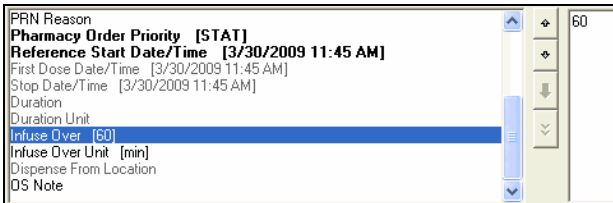
- The word **bolus**, after changing the Search option to Contains. Select the order name with *bolus* at the end.



2. Select the Order Sentence that most closely resembles the way in which the order will be placed & click OK.

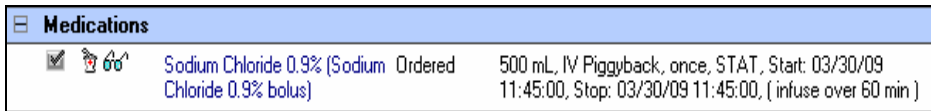


3. The information from the order sentence will automatically complete the order details. If necessary, change the appropriate order details to modify the order. For example, the way the order is to be currently placed, the IV bolus of 500 mL, will be administered over 30 minutes. To order this to be administered over an hour, change the *infuse over time* to 60 minutes.



4. Sign the order. Click the *As Of* button.

5. On the Orders tab, the IV bolus order will display in the Medications category.



6. When checking the administration of the IV bolus, click on the MAR Summary tab and review the Scheduled Medication section.

March 28, 2009 0000 - March 31, 2009 2359									
	3/29/2009 0800 - 1159	3/29/2009 1200 - 1559	3/29/2009 1600 - 1959	3/29/2009 2000 - 2359	3/30/2009 0000 - 0359	3/30/2009 0400 - 0759	3/30/2009 0800 - 1159	3/30/2009 1200 - 1559	
Scheduled									
Sodium Chloride 0.9% (Sodium Chloride 0.9% bolus) 500 mL, IV Piggyback, once, STAT, Start: 03/30/09 11:45:00...								500 mL @1222	

Questions??

- Contact the physician analyst at your facility.
- Call the physician education line at 516-0369 to request assistance.
- Review more detailed educational information on MethodistMD. Just click **oneChart Updates!**