

Mobile Clinical Summary mPage

Methodist Le Bonheur Healthcare

Updated: 7/7/2011



Welcome to the Methodist Mobile Clinical Summary (MCS). The MCS is the first custom mPage created by Methodist. This application allows you to review patient information from a mobile device or browser without having to open PowerChart or log in to Citrix.

To access the Mobile Clinical Summary open the browser on your mobile device and enter:

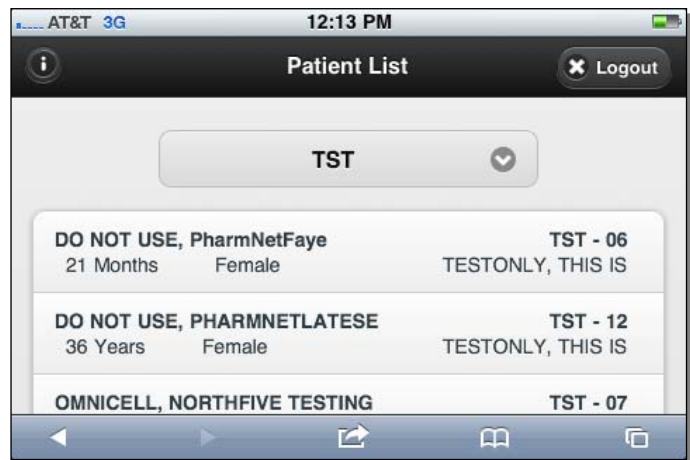
<https://mthtnmprod.cernerworks.com>

What to expect:

- In-house patients only
- Hard logout after four hours of use
- Timeout after 15 minutes of inactivity
- Manual creation of patient relationships

Known Issue(s):

- On Blackberry OS 5.0 and lower the back button will always take you to the patient list screen (device bug, works on Blackberry OS 6.0)



LDAP with Passthrough

As a user of the MCS we have changed your Cerner authentication. This is necessary because users must login to the MPages Mobile Framework using their Cerner Millennium username and password. You have been converted to "LDAP with Passthrough" authentication. What this means for you is that you will no longer see the username/login screen when accessing Cerner applications through "My Apps". When you click on an application you will see the Cerner splash screen and then the application will open without waiting for Single Sign On to enter credentials. This allows us to use your "My Apps" username and login to access the Mobile Clinical Summary. It should also make the Cerner login process faster!

Reporting Problems / Asking Questions / Comments

If you are experiencing trouble logging in to Cerner and feel it may be related to the LDAP with Passthrough security authentication please log a Help Desk ticket for the "**Knowledge Management Team**" and we will get the issue resolved. If you have issues with the Mobile Clinical Summary app or have general questions / comments you can email corp_mpages@mlh.org and the mPages Team will be happy to look into the issue or answer your question.

Mobile Clinical Summary mPage

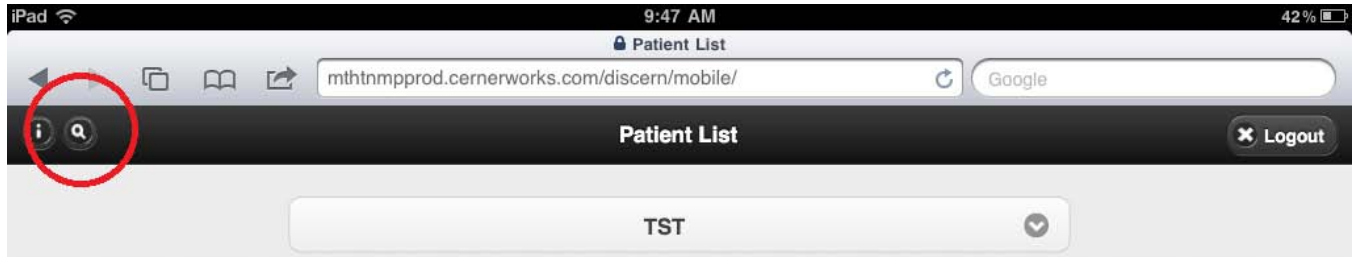
Methodist Le Bonheur Healthcare

Updated: 7/5/2011

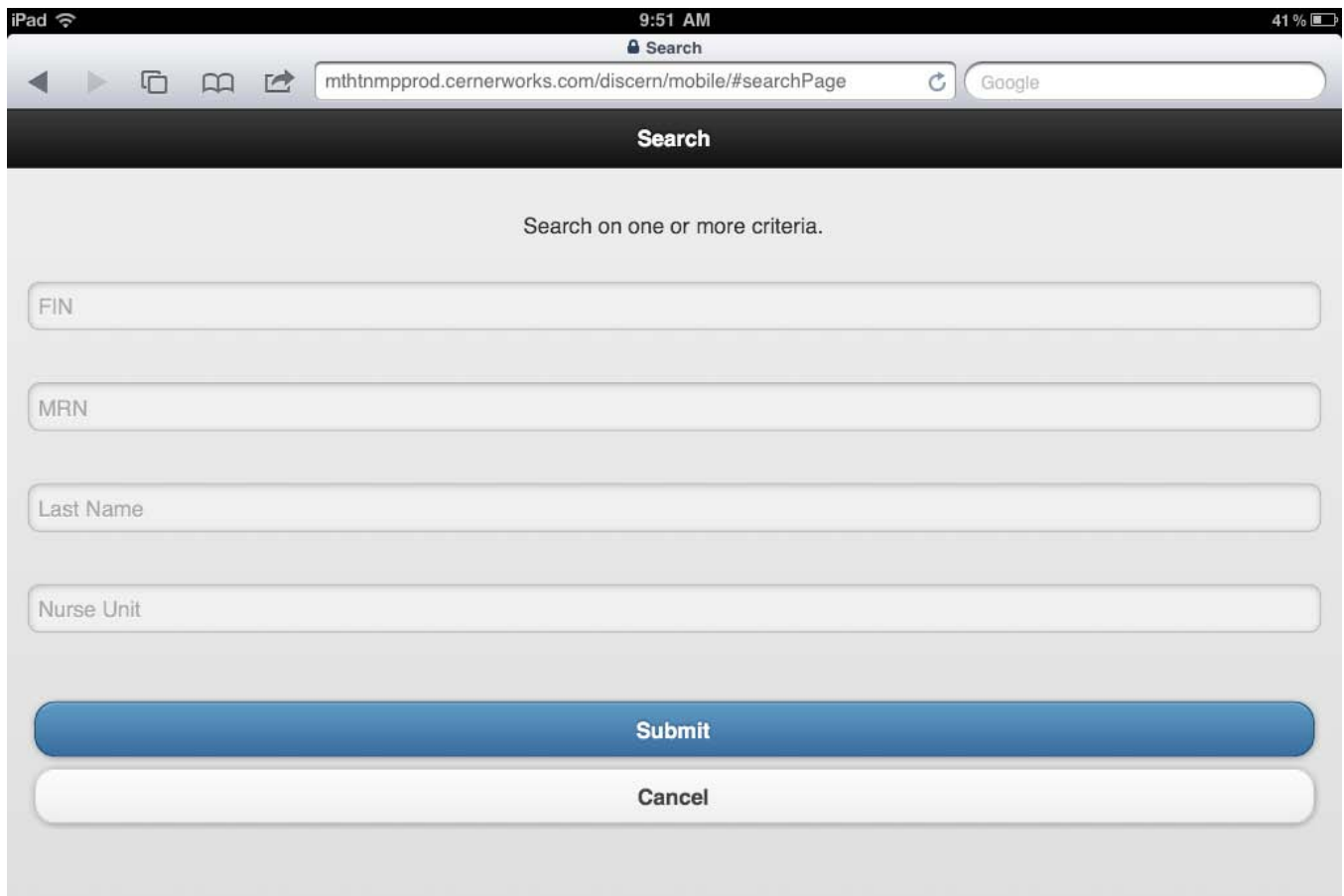


Search Functionality

The go-live version of the Mobile Clinical Summary includes search capability. From the Patient List screen you will notice a button that looks like a magnifying glass. Push this button to enter the search screen.



Once in the search screen you may look up patients using FIN, MRN, Nurse Unit, Last Name or any combination of these four fields. It is important to note that Last Name will always be a pattern search. For example, if you search on "Roberts" it will return both "Roberts" and "Robertson".



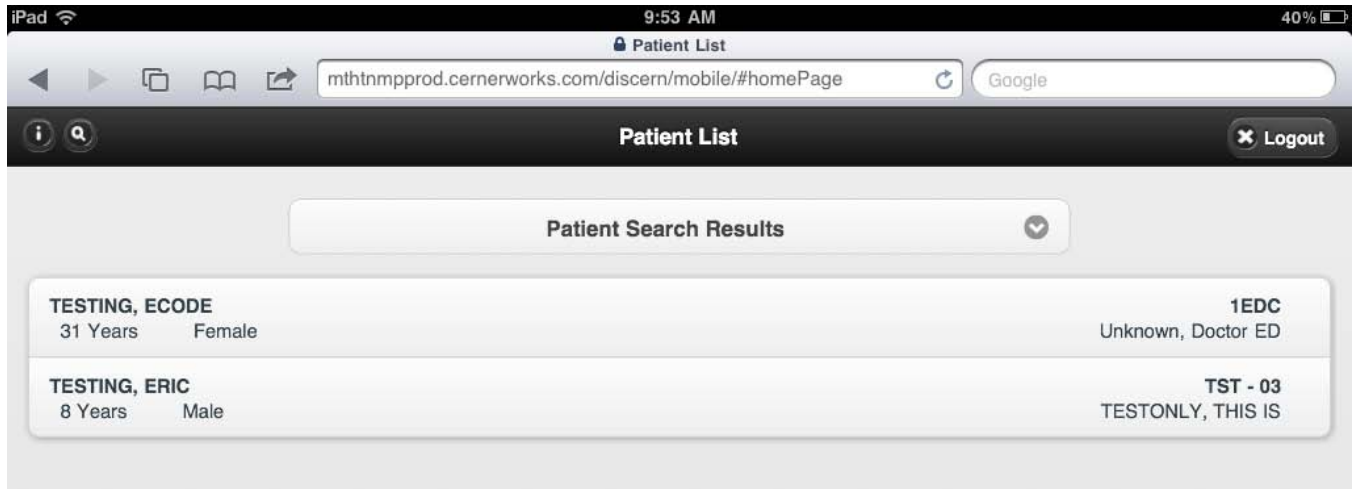
Mobile Clinical Summary mPage

Methodist Le Bonheur Healthcare

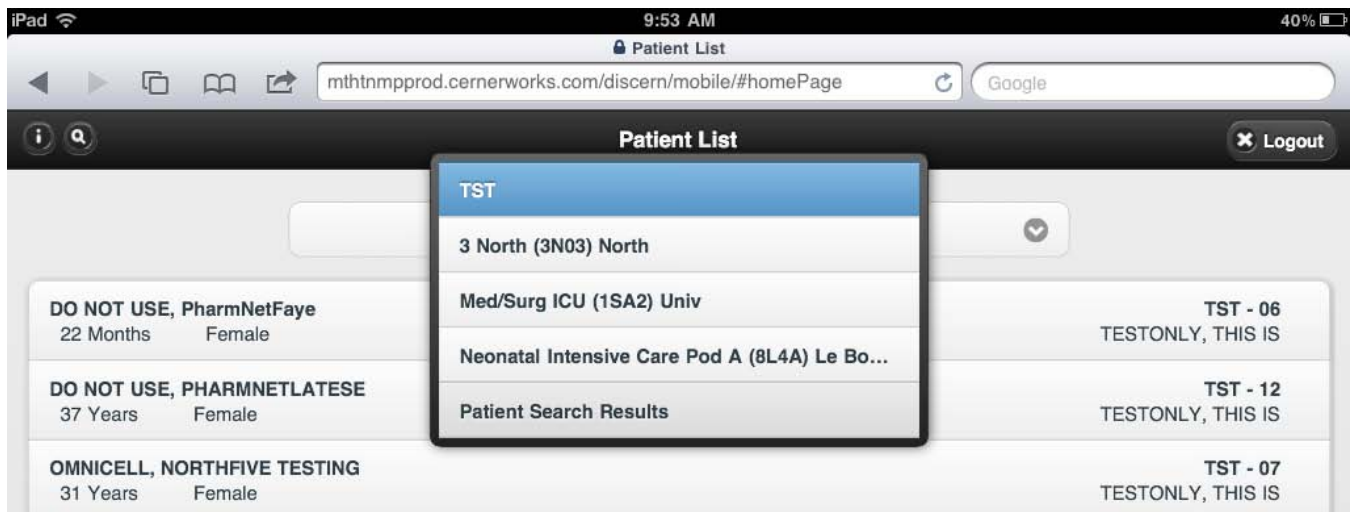
Updated: 7/5/2011



Once you enter your criteria and select search the application will return to the Patient List screen where your search results will appear as a new patient list entitled "Patient Search Results". From here you can select the patient just as you would from any other list.



One important feature of the search is that the "Patient Search Results" list will remain available until you do another search or end your session. This will allow you to return to that search without having to enter the criteria again.



The only issue we see with the patient search is that it does not stop you on the search screen when no results are found instead sending you to a blank patient list. We are working to resolve this and will have it complete within the next few weeks.

If you have any questions about the search functionality or anything else on the Mobile Clinical Summary please send an email to corp_mpages@mlh.org and we will be happy to help.